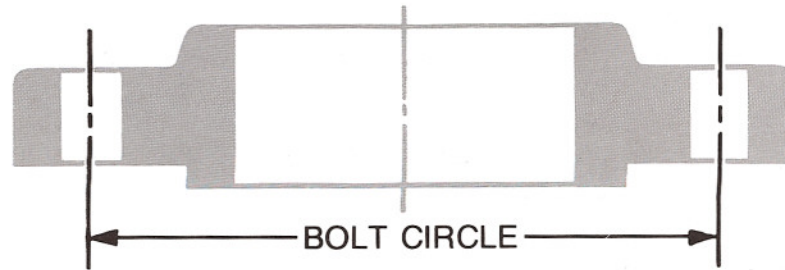
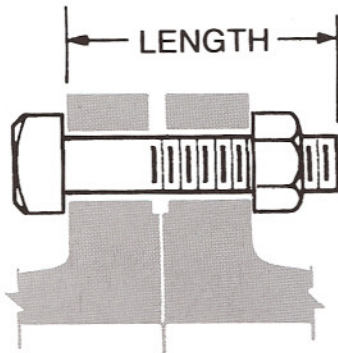


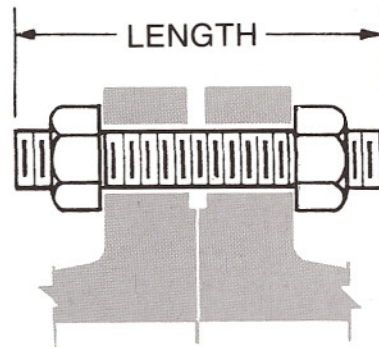
CLASS 150 STEEL PIPE FLANGES



FLANGE



MACHINE BOLT WITH NUT



STUD BOLT WITH NUTS

Pipe Size	BOLTING PATTERN AND BOLT LENGTHS						Pipe Size
	Diameter of Bolt Circle	Diameter of Bolt Holes	Number of Bolts	Diameter of Bolts	Machine Bolts	Stud Bolts	
					0.06 in. Raised Face	0.06 in. Raised Face	
1/2	2.38	0.62	4	1/2	2.00	2.50	1/2
3/4	2.75	0.62	4	1/2	2.25	2.50	3/4
1	3.12	0.62	4	1/2	2.25	2.75	1
1 1/4	3.50	0.62	4	1/2	2.50	2.75	1 1/4
1 1/2	3.88	0.62	4	1/2	2.50	3.00	1 1/2
2	4.75	0.75	4	5/8	2.75	3.25	2
2 1/2	5.50	0.75	4	5/8	3.00	3.50	2 1/2
3	6.00	0.75	4	5/8	3.25	3.75	3
3 1/2	7.00	0.75	8	5/8	3.25	3.75	3 1/2
4	7.50	0.75	8	5/8	3.25	3.75	4
5	8.50	0.88	8	3/4	3.25	4.00	5
6	9.50	0.88	8	3/4	3.50	4.00	6
8	11.75	0.88	8	3/4	3.75	4.25	8
10	14.25	1.00	12	7/8	4.00	4.75	10
12	17.00	1.00	12	7/8	4.25	4.75	12
14	18.75	1.12	12	1	4.50	5.25	14
16	21.25	1.12	16	1	4.75	5.50	16
18	22.75	1.25	16	1 1/8	5.00	6.00	18
20	25.00	1.25	20	1 1/8	5.50	6.25	20
24	29.50	1.38	20	1 1/4	6.00	7.00	24

CONFORMS TO ASTM A105; ANSI B16.5